



ISSN: 2454-9940



**INTERNATIONAL JOURNAL OF APPLIED
SCIENCE ENGINEERING AND MANAGEMENT**

E-Mail :
editor.ijasem@gmail.com
editor@ijasem.org

www.ijasem.org

CRIME RATE PREDICTION & ANALYSIS USING K-MEANS CLUSTERING ALGORITHM

Mr. S.Naveen kumar¹, G.Akhila², K. Sahasra³, G.Sahithi⁴, G.Manusha⁵

ABSTRACT:

In India, the crime rate is increasing each day. In the current situation, recent technological influence, effects of social media and modern approaches help the offenders to achieve their crimes. Both analysis and prediction of crime is a systematized method that classifies and examines the crime patterns. There exist various clustering algorithms for crime analysis and pattern prediction but they do not reveal all the requirements. Among these, K means algorithm provides a better way for predicting the results. The proposed research work mainly focused on predicting the region with higher crime rates and age groups with more or less criminal tendencies. We propose an optimized K means algorithm to lower the time complexity and improve efficiency in the result.

Keyword: K means, Data set, crime analysis, crime rate.

INTRODUCTION

In present scenario criminals are becoming technologically sophisticated in committing crime and one challenge faced by intelligence and law enforcement agencies is difficulty in analyzing large volume of data involved in crime and terrorist activities therefore agencies need to know technique to catch criminal and remain ahead in the eternal race between the criminals and the law enforcement. So appropriate field need to be chosen to perform crime analysis and as data mining refers to extracting or mining knowledge from large amounts of data, data mining is used here on high volume crime dataset and knowledge gained from data mining approaches is useful and support police forces. To perform crime analysis appropriate data mining approach need to be chosen and as clustering is an approach of data mining which groups a set of objects in such a way that objects in the same group are more similar than those in other groups and involved various algorithms that differ significantly in their notion of what constitutes a

cluster and how to efficiently find them. In this paper k means clustering technique of data mining used to extract useful information from the high volume crime dataset and to interpret the data which assist police in identify and analyze crime patterns to reduce further occurrences of similar incidence and provide information to reduce the crime. In this paper k mean clustering is implemented using open source data mining tool which are analytical tools used for analyzing data. Among the available open source data mining suite such as R, Tanagra, WEKA, KNIME, ORANGE, Rapid miner. k means clustering is done with the help of rapid miner tool which is an open source statistical and data mining package written in Java with flexible data mining support options. Also for crime analysis dataset used is Crime dataset an offences recorded by the police in England and Wales by offence and police force area from 1990 to 2011-12. In this paper homicide which is crime committed by human by killing another human is being analyzed.

Assistant professor¹, Scholar², Scholar³, Scholar⁴, Scholar⁵

Department of Computer Science and Engineering, Malla Reddy Engineering College
For Women, Hyderabad, India.

navinkumar533@gmail.com¹, akhilagaji666@gmail.com², sahasrashravva@gmail.com³, sahithishankar2715@gmail.com⁴, manushagolkonda56@gmail.com⁵

LITERATURE SURVEY

Data Mining Approaches To Criminal Career Analysis DeBruin ,J.S. ,Cocx, T.K, Kusters, W.A.,Laros, J. and Kok, J.N(2006

Narrative reports and criminal records are stored digitally across individual police departments, enabling the collection of this data to compile a nation-wide database of criminals and the crimes they committed. The compilation of this data through the last years presents new possibilities of analyzing criminal activity through time. Augmenting the traditional, more socially oriented, approach of behavioral study of these criminals and traditional statistics, data mining methods like clustering and prediction enable police forces to get a clearer picture of criminal careers. This allows officers to recognize crucial spots in changing criminal behaviour and deploy resources to prevent these careers from unfolding. Four important factors play a role in the analysis of criminal careers: crime nature, frequency, duration and severity. We describe a tool that extracts these from the database and creates digital profiles for all offenders. It compares all individuals on these profiles by a new distance measure and clusters them accordingly. This method yields a visual clustering of these criminal careers and enables the identification of classes of criminals. The proposed method allows for several user-defined parameters.

Crime Data Mining for Indian Police Information System, Manish Gupta^{1*}, B.Chandra¹ and M. P. Gupta¹,2007

There has been an enormous increase in the crime in the recent past. Crime deterrence has become an upheaval task. The cops in their role to catch criminals are required to remain convincingly ahead in the eternal race between law breakers and law enforcers. One of the key concerns of the law enforcers is how to enhance investigative effectiveness of the police. There is need for user interactive interfaces based on current technologies to give them the much needed edge and fulfil the new emerging responsibilities of the police. The paper highlights the existing systems used by Indian police as e-governance initiatives and also proposes an interactive query based interface as crime analysis tool to assist police in their activities. The proposed interface is used to extract useful information from the vast crime database maintained by National Crime Record Bureau (NCRB) and find crime hot spots using crime data mining techniques such as

clustering etc. The effectiveness of the proposed interface has been illustrated on Indian crime records. An interactive interface as crime analysis tool has been designed for this purpose.

Cluster Analysis of Anomaly Detection in Accounting Data, Sutapat Thirprungsri Rutgers University .USA ,201.

This study examines the application of cluster analysis in the accounting domain, particularly discrepancy detection in audit. Cluster analysis groups data so that points within a single group or cluster are similar to one another and distinct from points in other clusters. Clustering has been shown to be a good candidate for anomaly detection. The purpose of this study is to examine the use of clustering technology to automate fraud filtering during an audit. We use cluster analysis to help auditors focus their efforts when evaluating group life insurance claims. Claims with similar characteristics have been grouped together and small-population clusters have been flagged for further investigation. Some dominant characteristics of those clusters which have been flagged are large beneficiary payment, large interest payment amounts, and long lag between submission and payment.

Algorithmic Crime Prediction Model Based on the Analysis of Crime Clusters.

A.Malathi , Dr.S.Santhosh Baboo. D.G. Vaishnav College, Chennai

Crime is a behavior disorder that is an integrated result of social, economical and environmental factors. Crimes are a social nuisance and cost our society dearly in several ways. Any research that can help in solving crimes faster will pay for itself. In this paper we look at use of missing value and clustering algorithm for crime data using data mining. We will look at MV algorithm and Apriori algorithm with some enhancements to aid in the process of filling the missing value and identification of crime patterns. We applied these techniques to real crime data from a city police department. We also use semi-supervised learning technique here for knowledge discovery from the crime records and to help increase the predictive accuracy. datasets and import datasets into Spyder in CSV format as shown in Fig 1. We perform normalization for finding the accurate number of clusters (k) using the elbow method. The elbow method performs k- means clustering on the obtained dataset for a range of values of k (2-15) and calculates the SSE. A line

chart of the SSE is plotted for each value of k

EXISTING SYSTEM

Crime analysis tool is developed using various distinct data mining methods. It supports the police officers for investigating crimes [6]. Implementing a clustering algorithm on crime datasets enables analysis of crimes [7]. It makes identification and analysis of various criminality trends over the years through their conclusion. The random initial starting points produced by K-means which gives results in the form of cluster that helps in reaching the local optima [8]. So to overcome this problem, the partitioned data along with the data axis with the highest variance for assigning the initial centroid for K-Means clustering was applied. So it is observed that the proposed technique uses a lesser number of iteration thereby reducing the clustering time. Using merge sort, K-means algorithm can be improved for clustering the Hidden Markov Model (HMM)

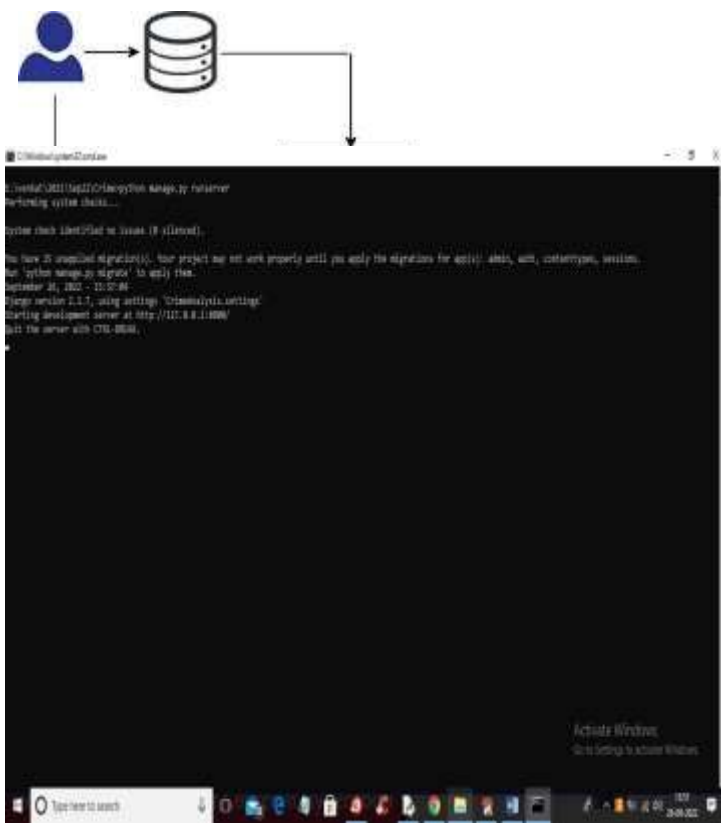
PROPOSED SYSTEM

We are working on Spyder for implementation. Here we use a Spyder 3.7 version. Spyder is an integrated development environment for systematic programming in Python. Here we implemented different packages like matplotlib, numpy, sklearn, pandas, etc. Which helps to plot elbow graph and data frame table using a K-means clustering algorithm? Dataset is collected from Kaggle

RESULTS ANALYSIS

Double click on run.bat file to start python server and get below screen

In above screen python server started and now open browser and enter URL as 'http://127.0.0.1:8000/index.html' and press enter key to get below page





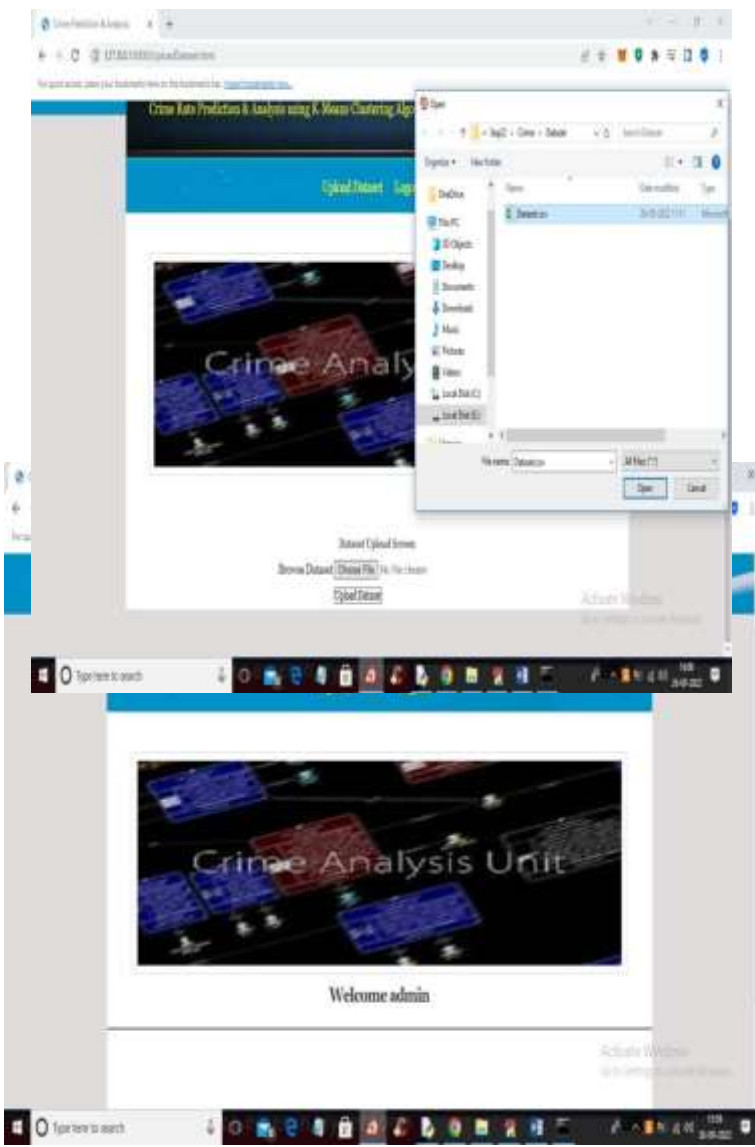
In above screen click on 'Admin Login' link to get below login page



In above screen admin is login and after login will get below screen

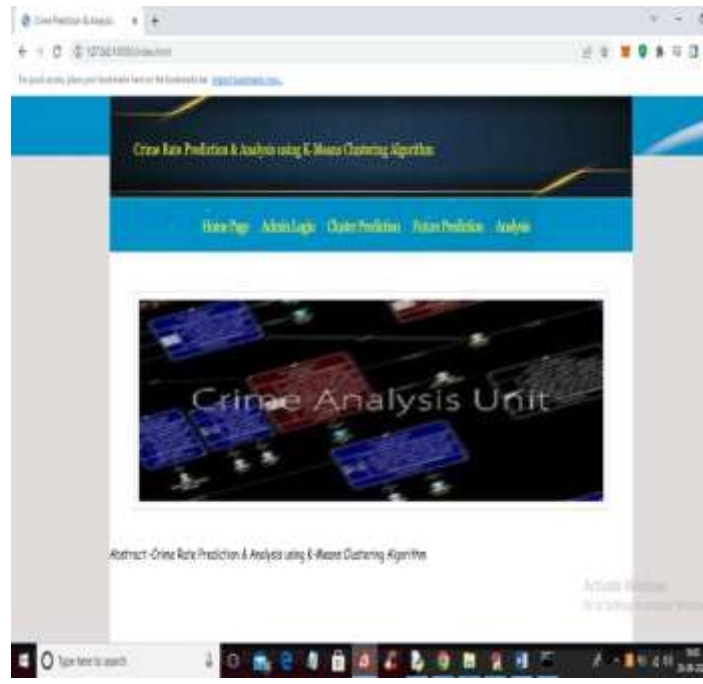
In above screen admin can click on 'Upload Dataset' link to upload dataset and then click submit button to load dataset and then train it with machine learning algorithms

In above screen selecting and upload dataset and then click on 'Open' and 'Upload Dataset' button to load and complete training process and get below output





In above screen training is completed and then we got all dataset details and now click on 'Logout' link to get below screen



In above screen click on 'Cluster Prediction' link together below screen

In above screen select state and district name and then enter details of crime and then press 'Submit' button to get below output

In above screen in blue colour we got output as 'Cuddapah is the Low Crime Area' and similarly we can test any other state



In above screen I entered some other state and crime rate and press button to get below output



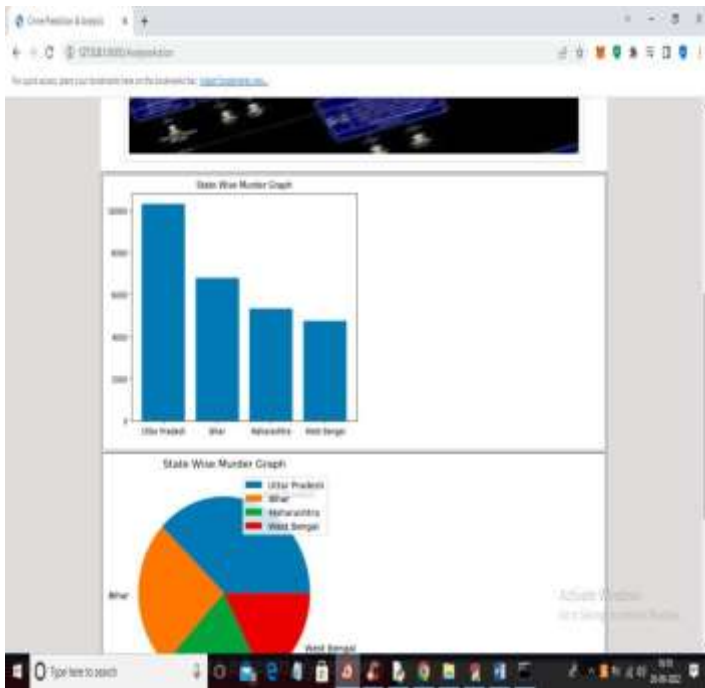
In above screen in blue colour text we got output as 'Goa is High Crime area' and now click on 'Future Prediction' link to get below screen

In above screen I selected state, district and then select crime as 'Murder' and then press 'Submit' button to get below output

In above screen future predicted Murders for Gujarat state and Ahmadabad district is 62 and similarly you can select option and get future prediction and now click on 'Analysis' link to get below screen



In above screen select the type of analysis and press button to get below graphs



CONCLUSION

This project focuses on crime analysis by implementing clustering algorithm on crime dataset using rapid miner tool and here we do crime analysis by considering crime homicide and plotting it with respect to year and got into conclusion that homicide is decreasing from 1990 to 2011. From the clustered results it is easy to identify crime trend over years and can be used to design precaution methods for future.

FUTURE SCOPE

From the encouraging results, we believe that crime data mining has a promising future for increasing the effectiveness and efficiency of criminal and intelligence analysis. Visual and intuitive criminal and intelligence investigation techniques can be developed for crime pattern. As we have applied clustering technique of data mining for crime analysis we can also perform other techniques of data mining such as classification. Also we can perform analysis on various dataset such as enterprise survey dataset, poverty dataset, aid effectiveness dataset, etc.

REFERENCES

[1] De Bruin, J.S., Cocx, T.K., Kusters, W.A., Laros, J. and Kok, J.N. (2006) Data mining approaches to criminal carrier analysis, "in Proceedings of the Sixth International Conference on Data Mining (ICDM'06), Pp. 171-177

[2] Manish Gupta^{1*}, B.Chandra¹ and M. P. Gupta¹, 2007 Crime Data Mining for Indian Police Information System

[3] Nazlena Mohamad Ali¹, Masnizah Mohd², Hyowon Lee³, Alan F. Smeaton³, Fabio Crestani⁴ and Shahrul Azman Mohd Noah², 2010 Visual Interactive Malaysia Crime News Retrieval System

[4] Sutapat Thirprungsri Rutgers University .USA, 2011 Cluster Analysis of Anomaly Detection in Accounting Data : An Audit Approach 1

[5] A.Malathi ,Dr.S.Santhosh Baboo. D.G. Vaishnav College, Chennai, 2011 Algorithmic Crime Prediction Model Based on the Analysis of Crime Clusters.

[6] Malathi.A ¹ ,Dr.S.Santhosh Baboo ² and Anbarasi . A 31 Assistant professor ,Department of Computer Science ,Govt Arts College ,Coimbatore , India . 2 Readers , Department of Computer science , D.G. Vaishnav Collge ,Chennai , India , 2011 An intelligent Analysis of a city Crime Data Using Data Mining

[7] Malathi , A; Santhosh Baboo , S, 2011 An Enhanced Algorithm to Predict a Future Crime using Data Mining

[8] Kadhim B.Swadi al-Janabi . Department of Computer Science . Faculty of Mathematics and Computer Science .University of Kufa/Iraq , 2011 A Proposed Framework for Analyzing Crime DataSet using Decision Tree and Simple K-means Mining Algorithms.

[9] Aravindan Mahendiran, Michael Shuffett, Sathappan Muthiah, Rimy Malla, Gaoqiang Zhang, 2011 Forecasting Crime Incidents using Cluster Analysis and Bayesian Belief Networks

[10] Sutapat Thirprungsri, 2012 Cluster Analysis for Anomaly Detection in Accounting Data : An Audit Approach 1

[11] K. Zakir Hussain, M. Durairaj and G. Rabia Jahani Farzana , 2012 Application of Data Mining Techniques for Analyzing Violent Criminal Behavior by Simulation Model

<https://www.gov.uk/government/publications/offences-recorded-by-the-police-in-england-and-wales-by-offence-and-police-force-area-1990-to-2011-12>