



**ISSN: 2454-9940**



**INTERNATIONAL JOURNAL OF APPLIED  
SCIENCE ENGINEERING AND MANAGEMENT**

**E-Mail :**  
**editor.ijasem@gmail.com**  
**editor@ijasem.org**

**[www.ijasem.org](http://www.ijasem.org)**

# As an adsorbent for water purification technologies in the form of nanomaterials, polymers and green materials.

Ms.N Rajeswari<sup>1,2</sup>, Ms. Dwarapu Shirisha<sup>1,2</sup>

---

## abstract

Numerous contaminants have contributed to water pollution, making it one of the most pressing issues facing people all over the world. When it comes to wastewater treatment, there are a variety of methods and materials to choose from. For researchers to develop and assess novel adsorbent materials for wastewater treatment, methods and processes are needed. An important step in the development of systematic protocols and processes for the synthesis of nanomaterials, polymers and green materials as adsorbents utilised in water purification has been taken with the present review. Protocols and processes for the production of nanomaterials, waste-derived material materials and polymer adsorbents are discussed in this paper. A set of water treatment evaluation techniques is also supplied. Researchers and industry employees may use the disclosed processes and procedures as a reference for creating and testing novel water treatment products.

---

## Introduction

When two hydrogen atoms are joined together by an oxygen atom, water is the most important substance in our bodies. Particulate matter, such as fertilisers, waste, pesticides and other human-made chemicals, natural elements and pollutants (such as arsenic and fluorides), and pathogens (such as bacteria, amoebas, viruses and eggs) can all contaminate it. It is also possible that it is contaminated by a variety of pollution sources. It is necessary to eliminate and lower the concentrations of water pollutants present in the water in order to make the water appropriate for its intended purpose. Water treatment is defined as the process of making water suitable for an end-use. The quality of the raw water, the number of requirements that must be met after treatment, and the intended use of the water all play a significant role in the water treatment process.

## Water treatment technologies

The general layout of a water treatment facility. Figure 1 depicts the overall layout of a water treatment facility. The first step in wastewater treatment is to collect it at the point of origin and settle it to remove any solids or fine sand. First, a screen separates suspended from floating particulates in the treatment unit. The raw water is then exposed to the elements through aerators, which remove gases from the water. A chemical coagulation and

flocculation procedure is then carried out. Coagulants are then added to the water in a coagulant tank. To ensure appropriate mixing, a flash mixer is used. Coagulants, floccants, and pH adjusters are added to the water in high-speed mixing, and the water is stirred to form large flocs, which are then allowed to settle. The floc formed during flocculation is then allowed to settle and be separated from the water. Small particles may also be removed via sedimentation, which can be done with or without coagulants (e.g., ferric chloride or alum added to a secondary sedimentary tank), and by sand filtering, which removes the residual particles from the supernatant after secondary sedimentation. Secondary solids sink to the bottom of the tank and thicken as a result of this phenomenon. Phosphate may be removed from water by adding ferric chloride ( $\text{FeCl}_3$ ), alum ( $\text{Al}_2(\text{SO}_4)_3 \cdot 14\text{H}_2\text{O}$ ) or lime ( $\text{CaO}$  or  $\text{Ca}(\text{OH})_2$ ), or chemical precipitation (salts). Ammonia stripping (raising the pH to convert ammonium ions into ammonia and then purging ammonia from the wastewater in a process similar to aeration) and biological nitrification/de-nitrification are two methods for removing nitrogen from wastewater, which can be accomplished either chemically or biologically. Advanced treatment may include phosphate and nitrogen removal.

---

Professor<sup>1,2</sup>, Assistant Professor<sup>1,2</sup>

Dept.: Chemistry (H & S)

Pallavi Engineering College

Mail.Id : [Nellipudirajeswari.m@gmail.com](mailto:Nellipudirajeswari.m@gmail.com), Mail id: [codwarapusirisha@gmail.com](mailto:codwarapusirisha@gmail.com),

Kuntloor(V), Hayathnagar(M), Hyderabad, R.R. Dist. -501505.

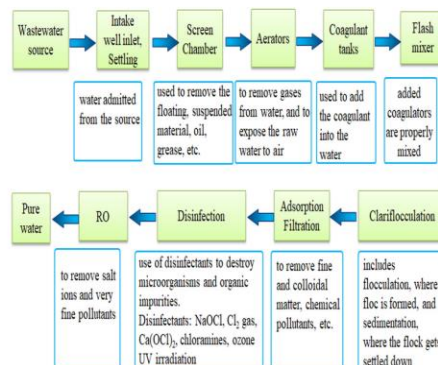
---

The following methods can be used to remove organic compounds from water: (i) adsorption, in which organic compounds are adsorbed on materials (i.e., the surface of the adsorbent material), (ii) ozonation or chlorination, in which organic compounds are oxidised, and disinfection, e.g., using Cl<sub>2</sub> to destroy microorganisms as well as organic impurities, such as pesticides, endocrine disruptors, and pharmaceuticals (Saleh et al., 2019; Tom, 2021). RO units may be added to the system depending on the wastewater. In RO water treatment, ions and undesirable ions and compounds are separated via partly permeable membranes. There are several sorts of pollutants that may be removed from a water supply with RO, such as dissolved and suspended chemicals as well as biological organisms that are dissolved or suspended in water (like bacteria). Water treatment and industrial operations rely on it (Srivastav et al., 2020; Saleh and Ali, 2018). Disinfection, the last step before use, is used to ensure that the water is free of disease-causing organisms. Chlorine or ultraviolet light are used to sanitise the water. Chlorine buildup in the receiving stream has the potential to damage aquatic life. Before being released into a stream, treated water is often treated with a chlorine-neutralizing agent.

## Water treatment technologies

In order to get clean water, water treatment technologies are required. Different water treatment methods are used depending on the continent and the source of the water. Simple to complex water treatment methods are available to meet a variety of needs, including cost-effective sanitation and environmental protection, as well as additional advantages from water re-use. Physical, chemical, and biological water treatment techniques exist. Fig. 2 illustrates how wastewater treatment methods are categorised. Preliminary screening is used to eliminate large-sized materials and solids through large-screen filters in the first step of the process (Khodakarami and Bagheri, 2021). This may be used as part of the primary treatment, which removes particles, sediments, and oils from the environment. As an example, consider what basic physical

approaches and solid-oil separation using primary



**Fig. 1. A conventional water treatment plant with the common functions of its units.**

Screens, clarifiers, and oil separators. For example, wastewater is pumped into circular tanks (primary clarifiers) and left there to enable suspended debris to float or sink. Then, the debris may be removed. Secondary treatment is when organic materials and chemicals in suspension and residue are broken down. Biological or bacterial breakdown of contaminants, as well as physical secondary clarifiers, are all part of the process. Secondary clarifiers include aerators such as gravity, fountain, diffused, and mechanical. Because of its simplicity, cheap cost, and great performance, treating aerated activated sludge is well-known as a viable option for secondary treatment. Soluble biodegradable organic pollutants and other impurities are removed using a combination of anaerobic and aerobic treatment techniques at certain facilities. The activated sludge process or biological treatment takes place in the tanks' aeration basins, where the water flows. Chambers are filled with water and air is progressively pumped into the water. To break down the trash, single-celled organisms (bacteria and protozoa) known as "bugs" are added to the water in the basins. In the physical secondary clarifiers, where objects that sink and float are removed, the wastewater still contains microorganisms from the aeration basins and is dark and murky in appearance. Wastewater tertiary treatment is the advanced physical/chemical

treatment that includes techniques such as filtration, ion exchange, electro dialysis and ion exchange. Tertiary treatment generally involves the last filtering procedures, polishing and the final water treatment stages. Because of the secondary treatment and the final purpose for which water will be put to use, the treatment process is very variable. If drinkable water is to be generated, for example, filtering and disinfection must be performed. When water is circulated via porous material, filtration removes particle debris. A variety of media, including sand, gravel, and charcoal, are used in this procedure. The use of slow sand or quick sand filters, for example, may be used for sand filtration. Industrial wastewater is being treated using membrane technology. Treatment of wastewater (sewage, inorganic and organic materials as well as water-soluble oils) may be done using membrane technologies. Multi-filtration (MF), ultrafiltration (UF), nanofiltration (NF), reverse osmosis (RO), and forward osmosis are some of the classifications based on the driving force and separation methods (FO). It's also common practise in industrial wastewater treatment plants to use chemical oxidation and other modern procedures. Ozone may be used as a disinfectant in combination with chlorine to kill microorganisms (bacteria and viruses) and decompose organic contaminants, such as benzene and formaldehyde. The oxidising strength of ozone is quite powerful, and the reaction time is extremely fast. To create it, an electric field of high voltage is used to move oxygen through it. When it comes to disinfecting the source water, ozone and UV radiation work well. However, when it comes to removing biological contaminants from the distribution system, they fall short. At the treatment plant's band, chlorine, chlorine dioxide, or chloramines are utilised as efficient disinfectants. Water treatment techniques vary somewhat based on location, facility technology, and kind of waste water to be processed. The fundamentals, on the other hand, haven't changed.

### 2.3. Adsorption

Adsorption technologies are popular because of their high efficacy, low cost, and lower environmental impact. Various materials are used as adsorbents in the process of adsorption. The most common adsorbents may be employed.

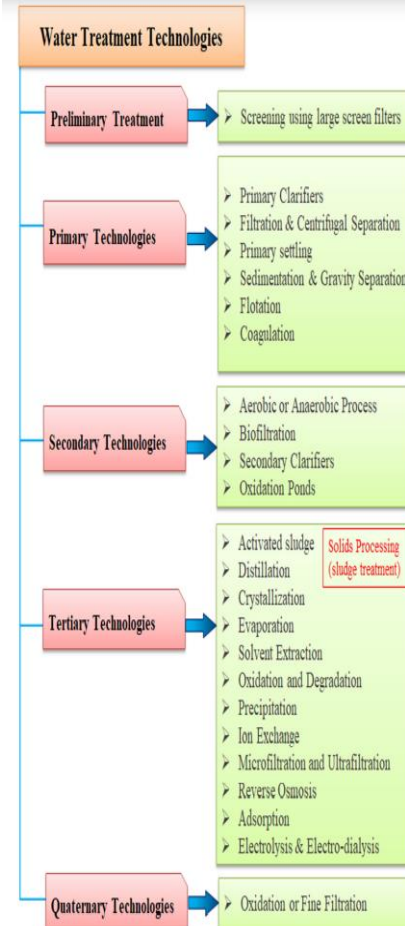


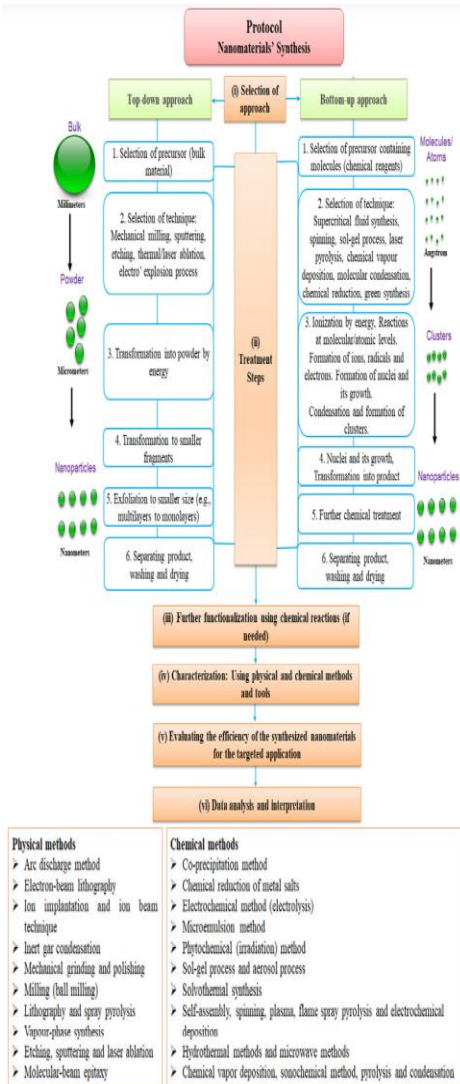
Fig. 2. Different levels of processes and technologies implemented in water treatment plants.

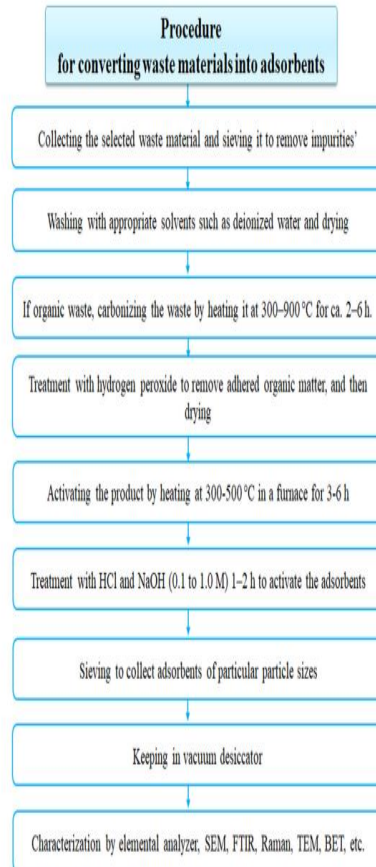
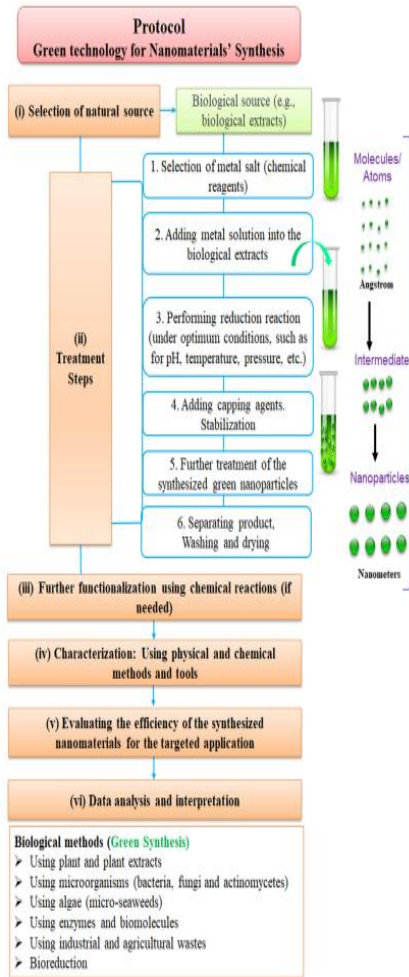
have typical and non-traditional types of adsorbed materials (Crini, 2006; Crini et al., 2019). For decades, water treatment has relied on conventional adsorbent materials such commercial activated carbon, clay minerals and resins to remove impurities. The ideal adsorbents in wastewater treatment include I high selectivity and capacity, which is dependent on the adsorbent's structural characteristics, porous texture and large surface area; (ii) chemical nature, which can be improved through the chemical treatment of the adsorbent to enhance its properties; (iii) cost and abundance in nature; (iv) that which requires

little processing, and (v) that yields less amounts of odours (Streat et al., 1995). It's because of this that a lot of scientists and engineers have been looking for new types of adsorbent materials like graphene and other carbon-based nanostructures and nanotubes, as well as carbon activated by means of chemical reactions, as well as metal oxide and polymer-based nanoparticles and hybrid nanomaterials. The presence of numerous sites and moieties on the adsorbent helps explain the adsorption process through physical forces and interactions between the adsorbate and adsorbent. Physical interactions such as Van der Waals forces, hydrogen bonding, hydrophobic contact, polarity, and steric entanglement cause pollutants to collect on adsorbent surfaces.

Figure 3 shows a general approach for synthesising nanomaterials (see text for further information).

in addition to a – and – interaction with the dipole-induced dipole. There are several exceptions to this rule, however, when adsorption is governed by chemical forces rather than by physical forces. As a rule of thumb, adsorption capacity is measured by the amount of liquid that is packed into the pores. As the concentration rises, so does this. Adsorption is more efficient if the adsorbate molecules and the adsorbent surfaces have similar pore diameters. Activated carbon and other adsorbents have a competitive and preferred adsorption capability (for any complex system comprising a number of components). The surface area of adsorbents increases the adsorption effectiveness. There are weak chemical bonds formed between adsorbate molecules and the adsorbent surface due to the sharing of electrons between the two (Streat et al., 1995; Tuzen et al., 2020a,b). Preparation and testing of non-conventional materials to see how well they remove contaminants from wastewater will be discussed in the n





ext section.

Fig. 4. Protocol for the synthesis of nanomaterials using the green synthesis procedure

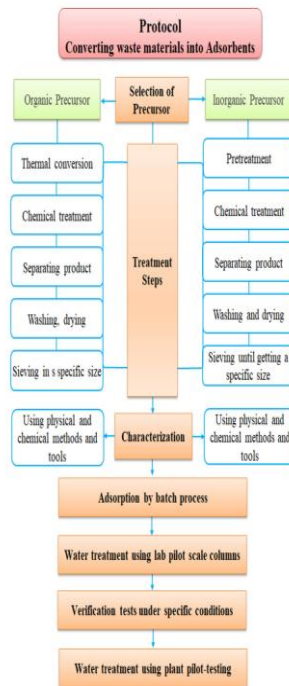


Fig. 5. Protocol for converting waste materials into viable adsorbents for water treatment.

## Protocols for developing adsorbents

3.1. Some research have shown that nanoparticles can meet most of the requirements for excellent adsorbents. Protocols for their synthesis (Saleh et al., 2021; Saleh, 2021; Liang and Esmaeili, 2021). It is because of their nanoscale size and chemical and mechanical properties that many nanomaterials have excellent qualities. They are characterised by a variety characteristics.

**Fig. 6. Model procedures for converting waste materials into viable adsorbents.**

are influenced by the technique of synthesis and the precursors that are employed. Because of their huge specific surface areas, high adsorption capabilities, and high reactivity, nanomaterials employed in water filtration are attracting attention. Because of the large surface area and active centres of nanomaterials, heavy metals (Saleh et al., 2020), organic pollutants (Yan et al., 2015), inorganic anions (Liu et al., 2014), and bacteria may be considerably eliminated. Several nanomaterials, such as metal oxides, zero-valent metal particles, CNTs, and composites, show promise efficacy when utilised in water purification applications.. When it comes to nanoparticles, the most common production processes may be broken down into three categories: physical, chemical, or biological. Figures 3 and 4 show the most common methods for making nanomaterials. There are two techniques to synthesise: Breaking down bulk materials into nanoscale forms is a I top-down strategy (Khanna et al., 2019). Simply removing and dividing bulk materials or shrinking bulk assembly to the size of expected nanostructures is the basis for this strategy. Crystal planes can be etched off or crystal planes on substrates may be eliminated to create nanomaterials. Long-range order and macroscale connectivity may be achieved by using this method. However, the surface structures that have been created are far from ideal. There are a variety of top-down processes that may be used, such as machining and mechanical

milling as well as high-energy ball milling and other physical procedures such as wire explosions and inert-gas condensation. Because of the resulting surface structure imperfections and crystallographic damage to the treated pattern, this method has drawbacks. As a result, the creation and design of new gadgets is complicated (Palencia, 2021; Jiang et al., 2021). A second strategy is known as a "bottom-up" approach, and it involves building materials from the very ground up. Compared to the previous method, this one includes a greater amount of chemistry. A excellent way to bring people together and develop a sense of community.

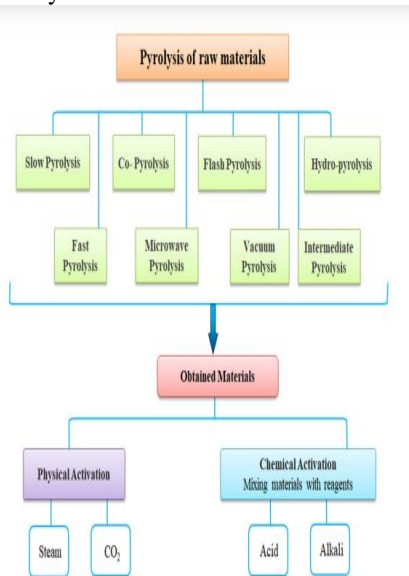


Fig. 7. Waste materials can be processed in different ways to obtain adsorbents

At the nanometer scale, the chemical composition is more homogeneous and well-ordered, with fewer flaws. Nanoparticles are produced on substrates by stacking atoms on top of one other, forming crystal planes. The crystal planes are also stacked on top of one another in a neat stack. Reverse micelles, sol-gel synthesis, template-assisted sol-gel and colloidal precipitation are examples of bottom-up approaches. Other examples include hydrothermal synthesis, CVD, chemical reduction, photochemical synthesis, sonochemical routes and interfacial synthesis, micelles and microemulsions and biological methods, such as pyrolysis (e.g., pyrolysis and spray pyrolysis). Using this method, nanostructures with superior short- and

long-range ordering, less flaws, and more homogeneous chemical compositions are more likely to be formed. To make graphene from graphite powder, for example, one may use a top-down strategy that involves grinding (a top-down approach), or one can use CVD (a CVD approach that utilises the carbon atoms' layer) (bottom-up approach). Well-dispersed and fine nanoparticles, on the other hand, can only be produced via a bottom-up strategy. It is deemed safe and environmentally friendly to synthesise nanomaterials using biotechnological technologies (Khanna et al., 2019; Palencia, 2021). Using reducing and stabilising agents, it might be classified as green nanobiotechnology or green technology (Parveen et al., 2021; Li et al., 2011). It is possible to think of these methods as a bottom-up approach in which metal ions are reduced to nanoparticles by using biological extracts, plant extracts, microorganisms, algae (micro-seaweeds), enzymes, and biomolecules from industrial and agricultural waste, as well as biological extracts and plant extracts (Joerger et al., 2000; Aarthy and Sureshkumar, 2021; Seifipour et al., 2020; Parashar et al., 2009; Luechinger et al., 2009). In a nutshell, bottom-up nanoparticles are better ordered than top-down nanoparticles. It is believed that by integrating both methodologies, the optimal combination of nanoparticle-forming techniques will be developed in the future.

### 3.2. Methods for making adsorbents out of waste materials.

Since adsorbents are needed to remove pollutants from waste water, adsorbents made out of waste materials might be a viable solution to both waste management and wastewater treatment. Waste materials that may be classified as either organic or inorganic include a variety of domestic items (carpeting composites, scrap tyres, fruit waste (coconut shell), biomaterials (algae, chitosan), agricultural goods (such as bagasse and sawdust), ore (such as clay and

red

mud).

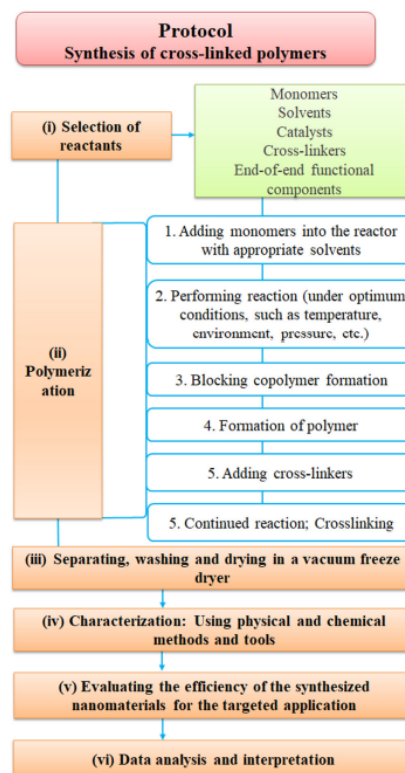


Fig. 8. Protocol for the synthesis of cross-linked polymers.

Biosorbents such as chitosan (cyclodextrin), cyclodextrin (cyclodextrin) and cyclodextrin (starch), as well as silica beads (alunite, perlite, zeolites) and zeolite (sediment and ore minerals), are also used (Gupta and Suhas, 2009). These may be transformed into adsorbents for the production of value-added goods by means of physical and chemical processes. The nature of the materials obtained from the conversion of waste to value-added products is affected. Adsorbent manufacturing is shown in Figure 5 as a generic procedure. Precursors, or different types of trash, are first chosen for processing. It is necessary to clean the sample once it has been collected in order to remove any dirt or undesired components. The dried samples are subsequently crushed or broken into tiny bits, as shown in Fig. 6. Thermal conversion of carbon-based or solid organic materials may then be carried out in the presence of organic wastes using the following methods: Thermal heat without oxygen is used in pyrolysis, a process in which the water content is evaporated. Keep



in mind that carbonization refers to the process of heating an object to a temperature greater than 500°C without adding any air to the mixture, as opposed to the more severe process of fast carbonization.

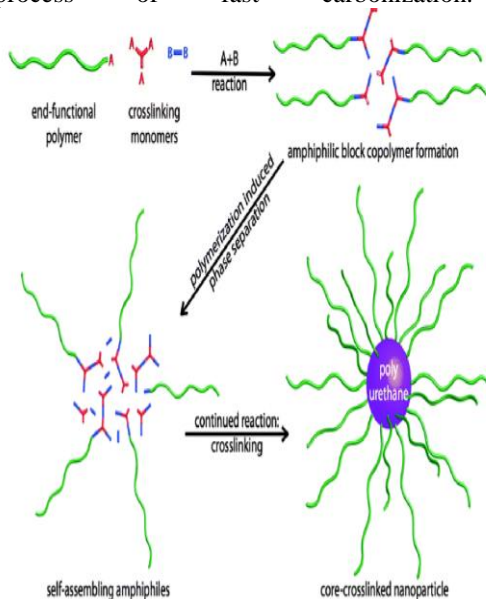
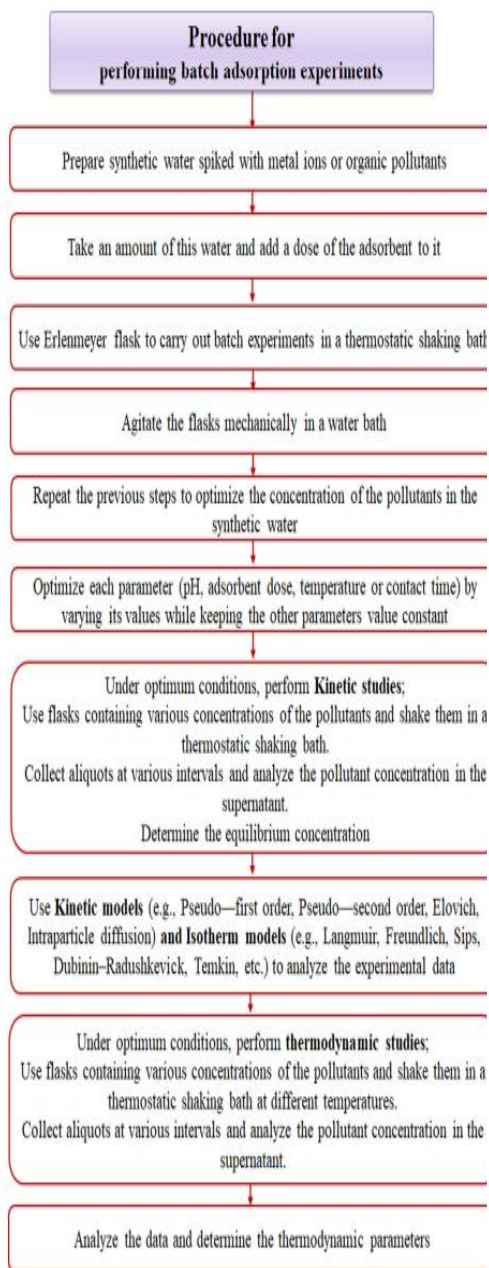


Fig. 9. Scheme reaction for the synthesis of crosslinked polymer by formation, self-assembly and amphiphilic block copolymers are crosslinked in situ (McNamee et al., 2013).

pyrolysis, a process that takes just a few minutes to complete. Both procedures are carried out in a temperature-controlled environment using an inert gas. Pyrolysis, on the other hand, is possible in a variety of ways (Akhil et al., 2021; Danmaliki and Saleh, 2016; Saleh and Danmaliki, 2016). After pyrolysis drying, the product may be gasified or partially converted to fuel gases (e.g., propane, butane, and butane) (v) Faster heating of a moisture sample using microwaves is possible (Ying Foon et al., 2020). The first heating of biomass using microwave radiation does not need pre-drying since moisture is preferable to microwave absorbents (Ren et al., 2012). To ensure that the finished product is of the highest quality, microwave heating is used. Traditional pyrolysis is limited by the use of microwaves to aid in the process. This is called pyrolysis, and it takes just a short amount of time. Both procedures are carried out in a temperature-controlled environment using an inert gas. Pyrolysis, on the other hand, may take a variety of forms (Akhil et al., 2021; Danmaliki and Saleh, 2016; Saleh

and Danmaliki, 2016). Carbon dioxide gasification (iii) or partial conversion of the product dried by pyrolysis to fuel gases (iv) Combustion or oxidation (v) Microwave approach; microwaves may enable quick heating in a moisture sample. (c) (Ying Foon et al., 2020). The first heating of biomass using microwave radiation does not need pre-drying since moisture is preferable to microwave absorbents (Ren et al., 2012). As an added benefit, microwave heating minimises undesirable reactions, resulting in an excellent end result. Traditional pyrolysis is limited by the use of mi

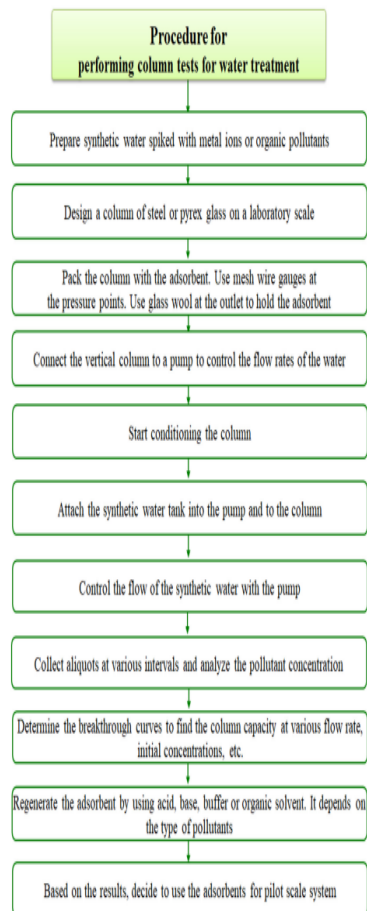


crowaves to aid in the process.

Figure 10: Methods for water treatment batch adsorption trials

Polymer cross-linking synthesis protocols Initially, Tsyurupa and Davankovsynthesised cross-linked polymers (2006, 2002). Figure 8 shows the cross-linking of precursors based on monomers using external cross-linkers and a suitable solvent/catalyst. Cross-linkers and the right catalyst are used to unite polymer chains in solvents. Reactions occur quickly, generating a strong connection between chains and bridges. After the solvent is

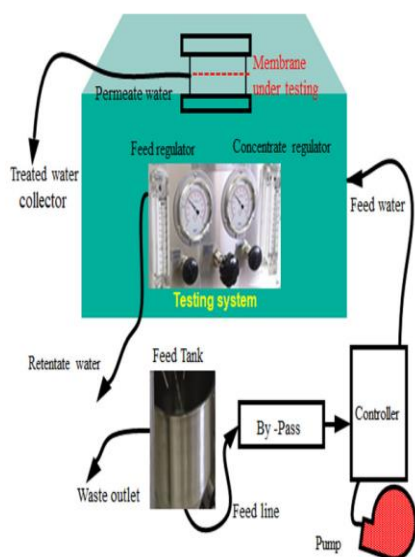
removed from the network, strong chains are created throughout the structure, preventing it from collapsing.



Column adsorption studies for water treatment are shown in Fig. 11.

2017). Polymers that have been soaked in water are transformed into one-phase materials with large pores and low density when they are dried. Trichloromethane, monochlorodimethyl ether, 4,4' bis-(chloromethyl) biphenyl, p,p' bischloromethane-1, dichloroxylylene, trifunctional tris(succinimidazole)-mesitylène, and 4-diphenylbutane are all examples of cross-linkers. Examples of polymers that have been cross-linking include polyarylate cross-linking, divinylbenzene, styrene copolymerization, self-condensation, microporous triazine, and anisole-functionalized hyper-cross-linking resins. Polymer amphiphiles have also been cross-linking, and examples include cross-linked polysulfone and polyarylate, divinylbenzenecopo (Zeng and Huang, 2020; Akpe et al., 2020; McNamee et al.,

2013). In a nutshell, numerous techniques are used to make cross-linked polymers, including Heck-coupling, Friedel–Crafts alkylation, Suzuki-coupling, Sonogashira coupling, free-radical polymerization, N-alkylation, and the Michael-addition process. The resulting polymers may have a large surface area while yet being very stiff and porous (Saleh et al., 2019; Khodakarami and Bagheri, 2021). Figure 9 shows a crosslinked polymer production example. After swelling in a solvent, crosslinking may be used to create functionalized polymers with fine, permanent porosity, great thermal and chemical stability, and the capacity to withstand high temperatures and chemicals. In the polymers



Lab setup for membrane testing, shown schematically in Figure 12.

may be evaluated utilising a variety of techniques and metrics, such as swelling weight, volume, and interior surface area (Tsyurupa and Davankov, 2002).

#### 4. Protocols for evaluating the adsorbents for water treatment

##### 4.1. Batch adsorption tests

Batch adsorption tests should be performed to analyse and test the efficacy of any newly created adsorbent. In Fig. 10, you can see the procedure. The process begins with the preparation of synthetic water containing the contaminants of interest (metal ions, organic pollutants, salts, industrial components, or

oil content). Many variables, including the adsorbent dosage, the pollutant concentration prior to adsorption, the volume, pH, temperature, and contact duration, must be tuned. As a preliminary step, draw an isotherm curve (a graph indicating the maximum adsorbed pollution (adsorbate) concentrations per gramme of the adsorbent in water, at equilibrium). Studies in kinetics, isotherms, and thermodynamics are critical for gaining insight into the adsorption process. Adsorption behaviour, processes, and adsorption capacity may all be learned via this process, which is critical for building columns or pilot-scale setups (Ali and Gupta, 2006; Saleh, 2020). 4.2. How column tests are performed Some pilot-plant sizes will be explored to determine if the batch conditions, the characterisation of adsorbents, the adsorptive capacity, and the uptake process are feasible at the industrial level (Ali and Gupta, 2006). Batch experiments may be used to find the best conditions for column adsorption. Figure 11 depicts the steps necessary to conduct water treatment column testing. The adsorbents are first packed in a bed column in the lab before the column studies can begin. One side of the column receives dirty water, while the other side receives eluted water, which may be tested for contaminants and filtered. The adsorbents' efficiency may be measured by comparing the concentration of contaminants in water before and after elution, and this data helps determine the breakthrough capacity. Connecting the pump to the column is possible. Again, several parameters, such as flow rate and dimensions of the column and starting concentration and packing zones and particle size, need to be tuned in this case. Mass transfer zones are produced in the column bed when dirty water enters and exits the column system. The adsorbent's properties, the kind of pollutant, and hydraulic parameters all influence the size of the adsorption zone. Once the mass transfer has taken place, the column's breakthrough point is reached, when contaminants in the effluent are at the same level as they were in the influent. The moment and form of the breakthrough may be studied. 4.3. Testing membranes according to a prescribed protocol Improve the chemical, physical, thermal, and mechanical properties of

nanoparticle membranes (Yang et al., 2021; Koh and Lee, 2021). An suitable cell with a pump may be used to test the performance of produced membranes. Figure 12 is an illustration of this. Several variables should be considered.

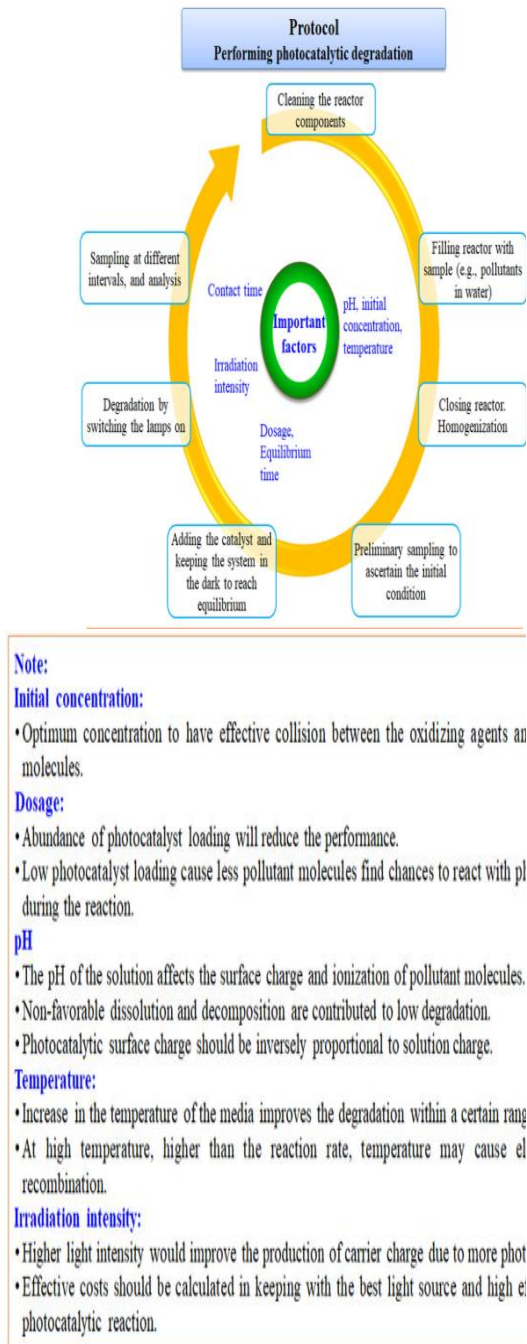


Fig. 13. Procedures for performing photocatalytic degradation experiments for water treatment

optimization of flow rate, salt and metal content as well as any other contaminants based on the raw wastewater is included in this (Quan et al., 2021). The performance characteristics of the modified membranes include permeability, salt rejection, and oil rejection, which should be assessed using suitable settings such custom-made setups, or cross-flow cells, Sterlitech, etc. The membrane should be compressed with distilled water (DI) until it reaches a stable state before wastewater measurements may be taken. Monitoring a number of variables, including permeate flow, rejection rate, and conductivity, is necessary (Al-Gamal et al., 2021; Kumar and Pandey, 2017). 15 ETI 24 (2021) 101821 T.A. Saleh Environmental Technology & Innovation Protocol for photodegradation activity testing Photocatalytic destruction of a wide range of contaminants in water is made possible by semiconductors. When semiconductors are included into waste-derived materials, photocatalyst hybridization may be achieved. This facilitates photodegradation (Kumar and Pandey, 2017; Alansi et al., 2018). Multiple operational factors that regulate photodegradation have an impact on oxidation rate and photocatalytic effectiveness. In order to achieve the best degradation conditions and hence ensure high capacity, many factors affecting the photocatalysis process should be tuned (VelemminiE. Prabakaran and Pillay, 2021). The best operating parameters for catalyst dose, pH, exposure (irradiation) period, and beginning concentration can only be determined by a series of experiments. Fig. 13 shows a procedure that may be used to assess the photocatalytic effectiveness of these composites. The process begins by flushing the reactor with water and introducing a catalyst. Light is switched on to begin photodegradation after achieving equilibrium in the dark. Analyzing aliquots allows us to track deterioration efficiency and compute capacity (Zhao et al., 2021; Vaya and Surolia, 2020).

### Conclusions

Poisoning of the water supply by contaminants, both organic and inorganic, is an important issue for environmental protection and human health. It is being studied how contaminants may be removed from water using a variety of methods, including physical and chemical.

Adsorption, photodegradation, and membranes, among other water treatment processes, need the use of high-performance materials. By producing low-cost adsorbents, the adsorption approach is an efficient and cost-effective method for wastewater purification. As a result of their abundance and high sorption capacity, adsorbents such as nanomaterials and waste-derived materials seem promising. Exhausted sorbents aren't an issue since they can be used in building structures, which means they can be recycled. Different approaches may be used to synthesise or get the needed elements from natural or waste resources. The presented techniques may be used to build adsorbents that can remove organic and inorganic contaminants from water. When designing columns for wastewater treatment under optimal circumstances, there is a need to do so. Novel adsorbents, new photocatalysts, and membranes may be tested using the described techniques. Researchers might use this as a benchmark when assessing the efficacy of their latest discoveries. Most novel materials for water purification are discovered, water quality regulations established, and treatment technology developed in response to these factors. For optimal water treatment, it is advised that a mix of treatments be used. Adsorbents that are less harmful to the environment are also required, as are methods for reducing pollution levels. The assessment performance of novel wastewater treatment materials must be compared to the exciting materials or recognised standards in order to figure out the promising materials that demand future development. As a result, future water purification material performance assessment procedures will need to be improved

## References

- Aarthy, P., Sureshkumar, M., 2021. Green synthesis of nanomaterials: An overview. *Mater. Today: Proc.* <http://dx.doi.org/10.1016/j.matpr.2021.04.564>. Akhil, D., Lakshmi, D., Kartik, A., et al., 2021. Ebeling, James M., Sibrell, Philip L., Ogden, Sarah R., Summerfelt, Steven T., 2003. Evaluation of chemical coagulation–flocculation aids for the removal of suspended solids and phosphorus from intensive recirculating aquaculture effluent discharge. *Aquac. Eng.* 29 (1–2), 23–42. *Prod.* 296, 126404. Koh, Environ. Chem. Lett. 19, 2261–2297. Akpe, S.G., Ahmed, I., Puthiaraj, P., Yu, K., Ahn, W.-S., 2020. Microporous organic polymers for efficient removal of sulfamethoxazole from aqueous solutions. *Microporous Mesoporous Mater.* 296, 109979. Aarthy, P., Sureshkumar, M., 2021. Green synthesis of nanomaterials: An overview. *Mater. Today: Proc.* <http://dx.doi.org/10.1016/j.matpr.2021.04.564>. Akhil, D., Lakshmi, D., Kartik, A., et al., 2021. Production, characterization, activation and environmental applications of engineered biochar: a review. *Environ. Chem. Lett.* 19, 2261–2297. Akpe, S.G., Ahmed, I., Puthiaraj, P., Yu, K., Ahn, W.-S., 2020. Microporous organic polymers for efficient removal of sulfamethoxazole from aqueous solutions. *Microporous Mesoporous Mater.* 296, 109979. Al-Gamal, A.Q., Falath, W.S., Saleh, T.A., 2021. Enhanced efficiency of polyamide membranes by incorporating TiO<sub>2</sub>-graphene oxide for water purification. *J. Molecular Liquids* 323, 114922. Alansi, A.M., Al-Qunaibit, M., Alade, I.O., Qahtan, T.F., Saleh, T.A., 2018. Visible-light responsive biobr nanoparticles loaded on reduced graphene oxide for photocatalytic degradation of dye. *J. Molecular Liquids* 253, 297–304. Ali, I., Gupta, V., 2006. Advances in water treatment by adsorption technology. *Nat. Protoc.* 1, 2661–2667. Basu, P., 2013. Biomass Gasification, Pyrolysis and Torrefaction — Practical Design and Theory, second ed. Elsevier Inc. CA, USA. Crini, Grégorio, 2006. Non-conventional low-cost adsorbents for dye removal: A review. *Bioresour. Technol.* 97 (9), 1061–1085. Crini, Grégorio, Lichtfouse, Eric, Wilson, Lee D., Morin-Crini, Nadia, 2019. Conventional and non-conventional adsorbents for wastewater treatment. *Environ. Chem. Lett.* 17, 213. Danmaliki, G.I., Saleh, T.A., 2016. Influence of conversion parameters of waste tires to activated carbon on adsorption of dibenzothiophene from model fuels. *J. Cleaner Prod.* 117, 50–55. 16 T.A. Saleh *Environmental Technology & Innovation* 24 (2021) 101821 Ebeling, James M., Sibrell, Philip L., Ogden, Sarah R., Summerfelt, Steven T., 2003 Evaluation of chemical coagulation–flocculation aids for the removal of suspended solids and phosphorus from intensive recirculating aquaculture effluent discharge. *Aquac. Eng.* 29 (1–2), 23–42. Gupta, V.K., Suhas, 2009. Application of low-cost adsorbents for dye removal – a review. *J. Environ. Manag.* 90 (8), 2313–2342. Hossain, Nazia, Bhuiyan, Muhammed A., Pramanik, Biplob Kumar, Nizamuddin, Sabzoi, Griffin, Gregory, 2020. Waste materials for wastewater treatment and waste adsorbents for biofuel and cement supplement applications: A critical review. *J. Cleaner Prod.* 255, 120261. Janbooranapini, Kasidit, Yimponpipatpol, Arinchai, Ngamthanacom, Narueporn, Panomsuwan, Gasidit, 2021. Conversion of industrial carpet waste into adsorbent materials for organic dye removal from water. *Clean. Eng. Technol.* 100150. Jiang, Rui, Da, Yumin, Han, Xiaopeng, *Microbiol. Methods* 163, 105656. Khodakarami, Mostafa, Bagheri, Majid, 2021. Mostafa khodakaramimajidbagheri recent advances in synthesis and application of polymer nanocomposites for water and wastewater treatment. *J. Cleaner*