



**ISSN: 2454-9940**



**INTERNATIONAL JOURNAL OF APPLIED  
SCIENCE ENGINEERING AND MANAGEMENT**

**E-Mail :**  
**editor.ijasem@gmail.com**  
**editor@ijasem.org**

**[www.ijasem.org](http://www.ijasem.org)**

# Chronic renal disease patients in a tertiary care center with urinary tract infections: a clinical and microbiological profile

DR. V. NARENDRA, T.V. SOWJANYA, SK. BASHEER

**ABSTRACT:** Intention: Chronic illnesses are a serious obstacle for global health policy in the 21st century. An aging population and the advent of chronic illnesses due to modifiable risk factors associated with modern lifestyles. Chronic illnesses, particularly chronic kidney disease, pose a serious danger to world health in both developed and developing nations. Patients with Chronic Kidney Disease (CKD) in India face a significant public health challenge due to urinary tract infections (UTIs). The resistance profile of uropathogens acquired in the community is crucial for patients with CKD. When developing an empirical antibiotic treatment plan, it is crucial to have information on the microbiological profile and antimicrobial susceptibility of uropathogens.

Urine was collected under sterile conditions, cultured, and identified using established microbiological methods. The Kirby-Bauer disk diffusion technique was used to determine antibiotic susceptibility per CLSI standards.

**Keywords:** Multidrug-resistant bacterial urethritis and chronic kidney disease

## I. INTRODUCTION

The majority of deaths caused by illness in the twenty-first century are now from chronic conditions. The prevalence of chronic illnesses like chronic kidney disease has serious consequences for health and economic production in developing nations like India. One's immune system weakens and their susceptibility to infections rises as kidney function progressively declines due to chronic inflammation caused by chronic kidney disease. (1,2) Patients with 2CKD have a higher risk of contracting infections. Patients with 2CKD who also have diabetes and/or high blood pressure have an even higher risk of infection. UTIs may manifest clinically and microbiologically differently, depending on the stage of chronic kidney disease. The incidence of 4UTI is the second leading cause of infection in the general public (3). 5 Despite a growing number of patients with chronic renal insufficiency, there is less experience in treating UTIs in this group. Treatment of a urinary tract infection (UTI) with an antimicrobial agent needs a therapeutically

effective concentration of the medicine against the causative organism in the patient's blood, kidneys, parenchyma, and urine (5,6). Therefore, knowing a microbiological profile allows us to avoid the spread of antibiotic resistance by guiding our empirical use of antibiotics (6, 7, 8).

## II. MATERIALS AND METHODS

The current research was conducted by the Microbiology Department of a large hospital in western Odisha. During the research period (November 2019 through October 2020), 130 samples were processed and assessed as part of standard diagnostic work for patients with CKD at the Department of Nephrology. In VIMSAR, Burla, researchers examined 130 patients with CKD using a cross-sectional design (9,10). Both hospital inpatients and outpatients met the inclusion criteria.

**Exclusion criteria:**

1. Patients with prior antibiotic therapy  
 2. Patients with immunosuppressive medication  
 3. Patients on dialysis therapy  
 Clean catch midstream urine was collected in a wide mouth sterile universal container. Urine samples were collected aseptically and cultured within 2 hours onto CLED medium by a semi-quantitative method and incubated overnight at 37°C. Antibiotic susceptibility test was performed using Kirby Bauer disc diffusion method (11,12, 13)

**III. RESULTS**

We analyzed samples from 130 patients with a positive urine culture and CKD from our hospital. One hundred thirty positive urine cultures were collected, with 98 coming from men and 32

from females. There were 121 cases of gram-negative infection (93 percent), 5 cases of gram-positive infection (3 percent), and 4 cases of Candida infection (3 percent). Escherichia coli (62.3%) was the most prevalent uropathogen across all ages, with Klebsiella species (13.8%) coming in second. In our research, older guys were more likely to suffer from a UTI due to CKD. Thirty-five (26.1%) of the 130 CKD patients are seniors in the 60-70 age bracket. Ceftriaxone and cotimoxazole-resistant Gram-negative bacteria were susceptible to amikacin, phosphomycin (14,15), and nitrofurantoin. Amoxycylav-resistant gram-positive bacteria were shown to be susceptible to linezolid. Fluconazole was effective against all strains of Candida.

**Tables and Charts TABLE 1**

<b>GRAM NEGATIVE</b>	
Escherichia coli	<b>81</b>
Klebsiella species	<b>18</b>
Pseudomonas species	<b>8</b>
Citrobacter species	<b>5</b>
Nonfermentors	<b>3</b>
Serratia	<b>3</b>
Proteus	<b>2</b>

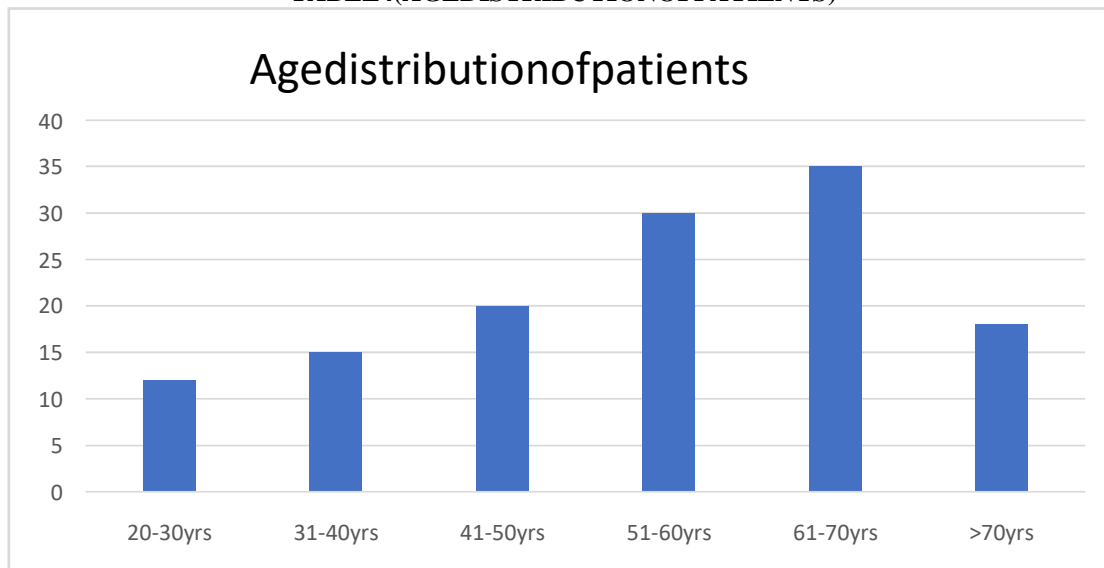
**TABLE 2**

<b>GRAM POSITIVE</b>	
Enterococcus species	<b>4</b>
Staphylococcus aureus	<b>2</b>

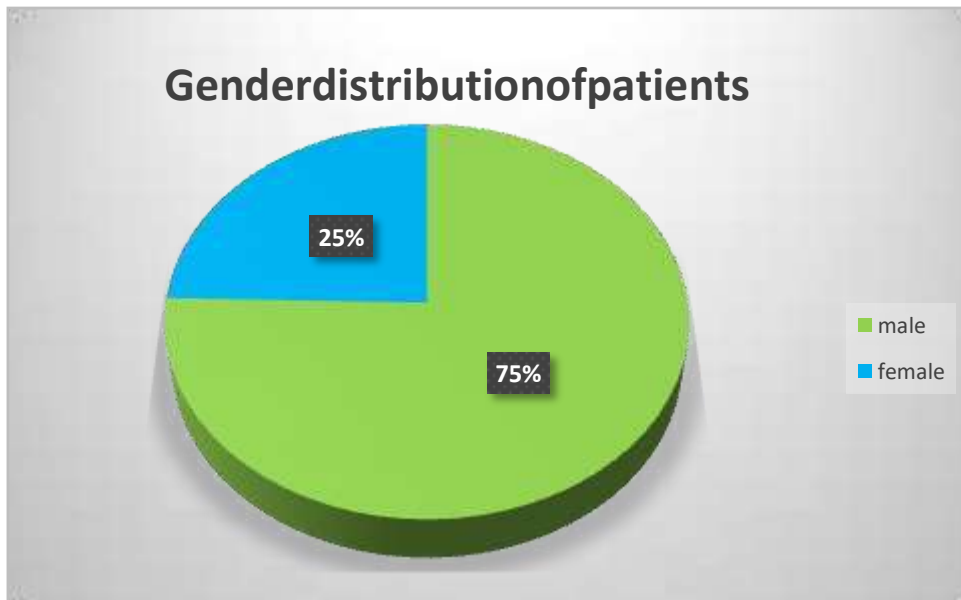
**TABLE 3**

<b>CANDIDA</b>	
C. albicans	<b>2</b>
C. nonalbicans	<b>2</b>

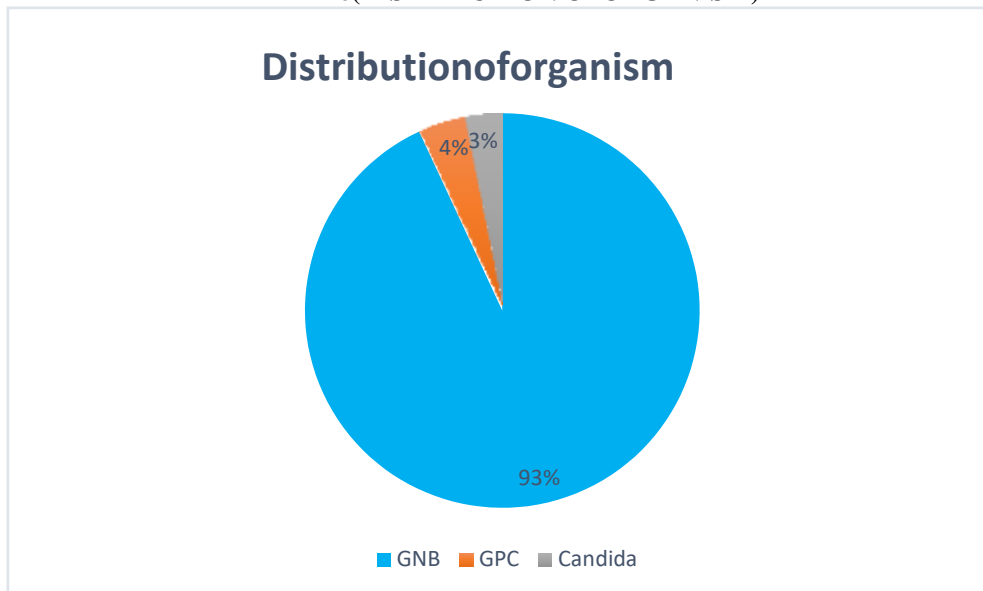
**TABLE 4 (AGEDISTRIBUTION OF PATIENTS)**



**TABLE 5 (GENDER DISTRIBUTION OF PATIENTS)**



**TABLE 6 (DISTRIBUTION OF ORGANISM)**



#### IV. DISCUSSION

According to our findings, older guys are at a greater risk of developing a urinary tract infection due to CKD. Urinary tract infections are more common in women than in men. However, the prevalence of CKD is higher in men than in women, therefore they suffer disproportionately in this case. Similar to the research by Mythri Shankar et al., we found that the prevalence of 2UTI in CKD was highest in older men, with 35 (26.9%) of our CKD patients being in the 60–70 year age range.<sup>2</sup> Similar to the research of Mehrdad Payandeh et al., which included 130 CKD patients, 98 of them were male and 32 were female.<sup>6,7,8</sup> Nearly 15% more Candida were found in this investigation than in the study by Chaudhary Richa et al., and 93% of the positive urine cultures were caused by gram-negative bacteria.<sup>6,7,8</sup> The most prevalent uropathogen recovered was Escherichia coli (62.3%) across all ages, which represents an increase of 6% compared

to a previous research by Silvana Fiorante et al.<sup>6,7,8</sup> Ceftriaxone and Cotrimoxazole did not work against Gram-negative bacteria in our investigation, however Nitrofurantoin and Amikacindid. Linezolid was effective against Gram-positive bacteria, whereas Amoxyclav was ineffective, and fluconazole was effective against all strains of yeast.

#### V. CONCLUSION

UTIs seldom lead to permanent kidney damage because of how easily they may be treated. Kidney damage may occur as a result of urinary tract infections brought on by things like an enlarged prostate gland or a kidney stone. High fevers from a urinary tract infection (UTI) in young children might be harmful to their kidneys. UTI in CKD Depending on where the illness is at in its progression, people may do a lot of harm. As the clinical and microbiological characteristics of UTI in

the CKD population has not been well studied, Understanding uropathogens aids in antibiotic stewardship and reduces the risk of multidrug

resistance.

## REFERENCES

- [1]. The Global Health Threat of Chronic Kidney Disease in the 21st Century [Nugent RA, Fathima SF, Feigl AB, Chyung D. 2011;118(C):c269–c277] Doi: 10.1159/000321382 Nephron ClinPract
- [2]. Four mythical names: Mythri.K.M.,Mythri.S.Shashikala, M.M.M.egal, and R.K.O.W.S. Urinary tract infection in patients with chronic kidney disease: a global clinical and microbiological profile. Medical Science & Research.The Journal of Diagnosis 4(6. Treatment of Hypertension in Diabetic Patients with End-Stage Renal Disease.
- [3]. Diagnosis Diabetes, by Susan Steigerwalt, MD, FACP, January 2008, Vol. 21 No. 1, pp. 30-36.
- [4], a people.Siddharth,DuttaTarunKumar, R.H. emachandar, and S.Lokesh are the three individuals in question.Urinary tract infections in individuals with chronic renal impairment have a distinct clinical and microbiological presentation.May 2019;6(3):911-916 The International Journal of Medical Advances
- [5]. Both common and uncommon bacteria may cause infections in the urinary system. Allan Ronald, MD, is a doctor. Various citations for Ronald Allan.Laura E. Nicolle; William E. Stamm; A.R. Ronald. In A. Ronald's (2002, 7) words.Reference: 10.15406/jmen.2016.03.00089 BibTeX Renal transplant patients with asymptomatic bacteriuria: a standardized screening and treatment strategy
- [6]. Doi: 10.1038/ki.2010.286. October 2010 issue of Kidney International: 78(8):774-81.
- [7] Payandeh, Payandeh, Raeisi, Raeisi, Shahriari-Ahmadi, Sadeghi, Sadeghi, Sadeghi, Masoud, Aeinfar, Edris, Masoud, and Mehrnoush.
- [8] Fiorante, S.Asymptomatic bacteriuria and pyuria are common among patients with chronic renal failure on hemodialysis at dialysis facilities in Kermanshah, Iran. Pages 447–451 in Volume 10 of Research in Microbiology.
- [9]. Galeas AC, Sader HS, and Jones RN. SENTRY Latin American Participants Group. Urinary tract infection surveillance with SENTRY antimicrobials in Latin American hospitals: a qualitative study (1997-2000). 2002 Nov;44(3):289-99. Infect. Microbiol.Diagn.
- [10]. Issues with infection and chronic renal disease. Published in Advances in Chronic Kidney Disease, 2006 Jul;13(3):199-204.
- [11]. The eleventh edition of Bailey and Scott's Diagnostic Microbiology. Mosby, a U.S. company. A. Forbes, D. F. Sahm, and A. S. Weissfeld. 2007.
- [12] Shrestha P, Malla S, and Basnyat S investigated the antibiotic resistance profile of bacteria that cause UTIs in 2007 at the National Public Health Laboratory
- [13]. Presented as a dissertation defense at the Central Department of Microbiology, Tribhuvan University, Kathmandu, Nepal. Data from studies conducted by Mahesh E, Medha Y, Indumathi VA, Prithvi S. Kumar, Mohammed WasimKhan, and PunithK
- [14].Community-acquired urinary tract infections in the elderly. Journal of the Royal College of Physicians of England. 2011;4(1):6-9
- [15]. Research conducted at NPHL in 2004 by Ghimire G., Malla S., and Lekhak B. focused on urinary tract infections in kidney transplant recipients. Presented as a Thesis in the Microbiology Program at Tribhuvan University, Kathmandu, Nepal