



**ISSN: 2454-9940**



**INTERNATIONAL JOURNAL OF APPLIED  
SCIENCE ENGINEERING AND MANAGEMENT**

**E-Mail :**  
**editor.ijasem@gmail.com**  
**editor@ijasem.org**

**[www.ijasem.org](http://www.ijasem.org)**

## CROP YIELD PREDICTION AND EFFICIENT USE OF FERTILIZERS

1Mr.K.VENKATA RATNAM, 2NUNE HARIHARAN, 3MANGALARAPU ADITHI, 4MALIGIREDDY  
SANDEEP REDDY, 5POKALA MANOJ KUMAR

<sup>1</sup>Assistant Professor, Department Of CSE, Malla Reddy Institute Of Engineering And  
Technology(autonomous), Dhulapally, Secundrabad, Telangana, India, [sasi.mca@gmail.com](mailto:sasi.mca@gmail.com)

<sup>2,3,4,5</sup>UG Students, Department Of CSE, Malla Reddy Institute Of Engineering And  
Technology(autonomous), Dhulapally, Secundrabad, Telangana, India.

### Abstract:

Agriculture is one of the major and the least paid occupation in India. Machine learning can bring a boom in the agriculture field by changing the income scenario through growing the optimum crop. This paper focuses on predicting the yield of the crop by applying various machine learning techniques. The outcome of these techniques is compared on the basis of mean absolute error. The prediction made by machine learning algorithms will help the farmers to decide which crop to grow to get the maximum yield by considering factors like temperature, rainfall, area, etc. The classifier models used here include Logistic Regression, Naive Bayes and Random Forest, out of which the Random Forest provides maximum accuracy. The prediction made by machine learning algorithms will help the farmers to come to a decision which crop to grow to induce the most yield by considering factors like temperature, rainfall, area, etc. This bridges the gap between technology and agriculture sector.

**Keywords:** *Crop field, crop analysis, Temperature.*

### INTRODUCTION:

Agriculture, since its invention and inception, be the prime and pre-eminent activity of every culture and civilization throughout the history of mankind. It is not only an enormous aspect of the growing economy, but it's essential for us to survive. It's also a crucial sector for

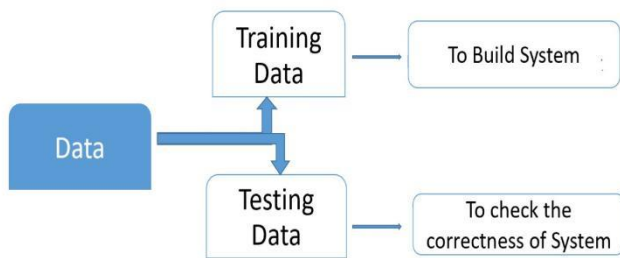
Indian economy and also human future. It also contributes an out sized portion of employment. Because the time passes the requirement for production has been increased exponentially. So as to produce in mass quantity people are using technology in an exceedingly wrong way. New sorts of hybrid varieties are produced day by day.

However, these varieties don't provide the essential contents as naturally produced crop. These unnatural techniques spoil the soil. It all ends up in further environmental harm. Most of these unnatural techniques are wont to avoid losses. But when the producers of the crops know the accurate information on the crop yield it minimizes the loss. Machine learning, a fast-growing approach that's spreading out and helping every sector in making viable decisions to create the foremost of its applications. Most devices nowadays are facilitated by models being analyzed before deployment. The main concept is to increase the throughput of the agriculture sector with the Machine Learning models. Another factor that also affects the prediction is the amount of knowledge that's being given within the training period, as the number of parameters was higher comparatively. The core emphasis would be on precision agriculture, where quality is ensured over undesirable environmental factors. So as to perform accurate prediction and stand on the inconsistent trends in temperature and rainfall various machine learning classifiers like Logistic Regression, Naive Bayes, Random Forest etc. are applied to urge a pattern. By applying the above machine learning classifiers, we came into a conclusion that Random Forest algorithm provides the foremost accurate value. System predicts crop

prediction from the gathering of past data. Using past information on weather, temperature and a number of other factors the information is given. The Application which we developed, runs the algorithm and shows the list of crops suitable for entered data with predicted yield value.

But when the producers of the crops know the accurate information on the crop yield it minimizes the loss. Machine learning, a fast-growing approach that's spreading out and helping every sector in making viable decisions to create the foremost of its applications. Most devices nowadays are facilitated by models being analyzed before deployment. The main concept is to increase the throughput of the agriculture sector with the Machine Learning models. Another factor that also affects the prediction is the amount of knowledge that's being given within the training period, as the number of parameters was higher comparatively. The core emphasis would be on precision agriculture, where quality is ensured over undesirable environmental factors. So as to perform accurate prediction and stand on the inconsistent trends in temperature and rainfall various machine learning classifiers like Logistic Regression, Naive Bayes, Random Forest etc. are applied to urge a pattern. By applying the above machine learning classifiers, we came into a conclusion

that Random Forest algorithm provides the foremost accurate value. System predicts crop prediction from the gathering of past data. Using past information on weather, temperature and a number of other factors the information is given. The Application which we developed, runs the algorithm and shows the list of crops suitable for entered data with predicted yield value.



**Fig.1. System ARCHITECTURE.**

## II.LITERATURE SURVEY:

Aruvansh Nigam, Saks ham Garg, Archit Agrawal[1] conducted experiments on Indian government data set and it's been established that Random Forest machine learning algorithm gives the best yield prediction accuracy. Sequential model that's Simple Recurrent Neural Network performs better on rainfall prediction while LSTM is good for temperature prediction. The paper puts factors like rainfall, temperature, season, area etc. together for yield prediction. Results reveals that Random Forest is the best classifier when all parameters are combined.

Leo Brie man [2] , is specializing in the accuracy and strength & correlation of random forest algorithm. Random forest algorithm creates decision trees on different data samples and then predict the data from each subset and then by voting gives better the answer for the system. Random Forest used the bagging method to trained the data. To boost the accuracy, the randomness injected has to minimize the correlation  $\rho$  while maintaining strength.

Balanchine [3], have implemented crop yield prediction by using only the random forest classifier. Various features like rainfall, temperature and season were taken into account to predict the crop yield. Other machine learning algorithms were not applied to the datasets. With the absence of other algorithms, comparison and quantification were missing thus unable to provide the apt algorithm.

Mithra [4], has theoretically described various machine learning techniques that can be applied in various forecasting areas. However, their work fails to implement any algorithms and thus cannot provide a clear insight into the practicality of the proposed work.

Dr. Y. Jeevan Nagendra Kumar [5], have concluded Machine Learning algorithms can predict a target/outcome by using Supervised

Learning. This paper focuses on supervised learning techniques for crop yield prediction. To get the specified outputs it needs to generate an appropriate function by set of some variables which can map the input variable to the aim output. The paper conveys that the predictions can be done by Random Forest ML algorithm which attain the crop prediction with best accurate value by considering least number of models.

Arun Kumar [5], : Descriptive analytic is the initial state of analytic. It is a process in which we can know what happened in the past. And we know that past is the best predictor of the future. In this research paper we apply descriptive analytics in the agriculture production domain for sugarcane crop to find efficient crop yield estimation. In this paper we have three datasets like as Soil data set, Rainfall data set, and Yield data set. And we make a combined data set and on this combined data set we apply several supervised techniques to find the actual estimated cost and the accuracy of several techniques. In this paper three supervised techniques are used like as K-Nearest Neighbor, Support Vector Machine, and Least Squared Support Vector Machine. Firdous Hina [6], In our suggested system, we employed a vast data set that included all of India's states, whereas in the old system,

just a single state was considered. These suggestions may be extracted and used to educate the farmers. The farmer can have a better understanding of the crops to cultivate by using a pictorial depiction. Machine Learning Techniques develops a well-defined model with the data and helps us to attain predictions. Agricultural issues like crop prediction, rotation, water requirement, fertilizer requirement and protection can be solved. Due to the variable climatic factors of the environment, there is a necessity to have a efficient technique to facilitate the crop cultivation and to lend a hand to the farmers in their production and management. This may help upcoming agriculturalists to have a better agriculture

### III.EXISTING SYSTEM:

Due to the revolution in industrialization, the economic contribution of agriculture to India's GDP is steadily declining with the country's broad-based economic growth. The problem that the Indian Agriculture sector is facing is the integration of technology to bring the desired outputs. With the advent of new technologies and overuse of non-renewable energy resources patterns of rainfall and temperature are disturbed. The inconsistent trends developed from the side effects of global warming make it cumbersome for the farmers to



clearly predict the temperature and rainfall patterns thus affecting their crop yield productivity. In order to perform accurate prediction and handle inconsistent trends in temperature and rainfall various machine learning algorithms like RNN, LSTM, etc can be applied to get a pattern. It will complement the agricultural growth in India and all together augment the ease of living for farmers. In past, many researchers have applied machine learning techniques to enhance agricultural growth of the country.

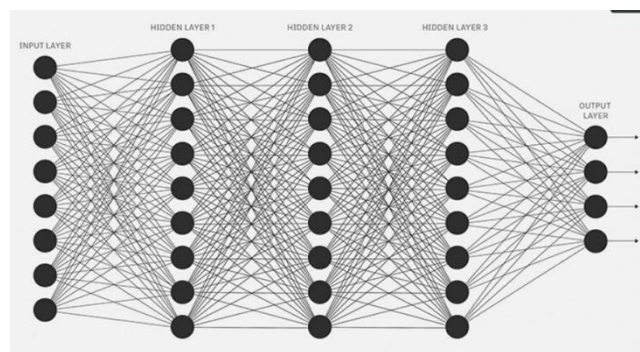
#### IV.PROPOSED SYSTEM

This paper focuses on the practical application of machine learning algorithms and its quantification. The work presented here also takes into account the inconsistent data from rainfall and temperature datasets to get a consistent trend. Crop yield prediction is determined by considering all the features in contrast with the usual trend of determining the prediction considering one feature at a time.

#### CNN:

A Convolution Neural Network (CNN) is a type of deep learning algorithm that is particularly well-suited for image recognition and processing tasks. It is made up of multiple layers, including convolution layers, pooling layers, and fully

connected layers. The convolution layers are the key component of a CNN, where filters are applied to the input image to extract features such as edges, textures, and shapes. The output of the convolution layers is then passed through pooling layers, which are used to down-sample the feature maps, reducing the spatial dimensions while retaining the most important information.

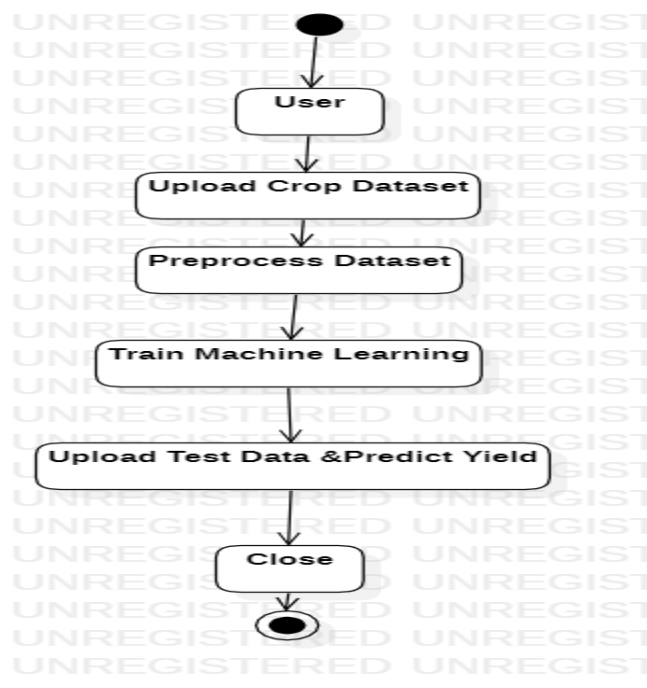


**Fig.1. CNN network image.**

#### V.METHODOLOGY

The system uses machine learning to make predictions of the crop and Python as the programming language since Python has been accepted widely as a language for experimenting in the machine learning area. Machine learning uses historical data and information to gain experiences and generate a trained model by training it with the data. This model then makes output predictions. The better the collection of datasets, the better will be the accuracy of the classifier. It has been observed that machine

learning methods such as regression and classification perform better than various statistical models. Crop production is completely dependent upon geographical factors such as soil chemical composition, rainfall, terrain, soil type, temperature etc. These factors play a major role in increasing crop yield. Also, markets situation affect the crop to be grown to gain maximum benefit. We need to consider all the factors to predict the yield. Hence, using machine learning techniques in the agriculture field, we build a system that uses machine learning to make predictions of the production of crops by studying the factors as rainfall, temperature, area, season, etc.



**Flow Diagram.**

## VI. Modules Explanation:

### Upload Crop Data set

The crop production data set that is used to predict the name and yield of the crop is fed into classification and regression algorithms.

### Preprocess Data set

Experiments were conducted on Indian government data set and it has been established that Random Forest Regress or gives the highest yield prediction accuracy. Sequential model that is Simple Recurrent Neural Network performs better on rainfall prediction while LSTM is good for temperature prediction. By combining rainfall, temperature along with other parameters like season and area, yield prediction for a certain district can be made.

### Train Machine Learning

This focuses on district wise yield prediction according to the crop sown in the district. Yield is being predicted for given crops district wise and crops with best yield.

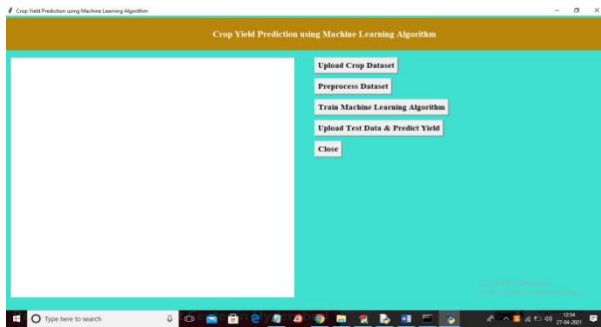
### Upload Test Data & Predict Yield

Results reveals that Random Forest is the best classifier when all parameters are combined. This will not only help farmers in choosing the right crop to grow in the next season but also bridge

the gap between technology and the agriculture sector.

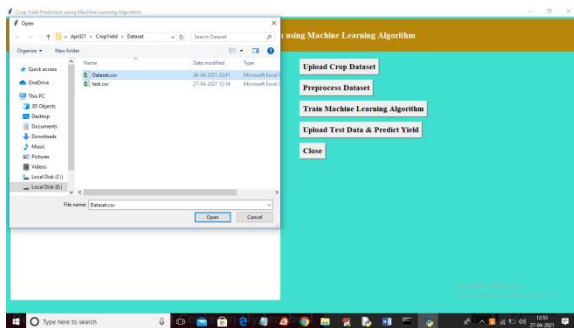
### OPERATION

To run project double click on 'run.bat' file to get below screen



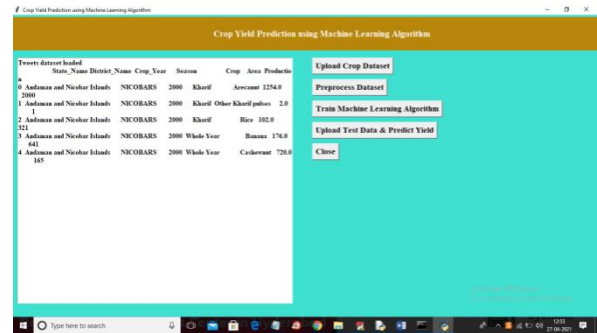
**Fig.1. Home page.**

In above screen click on 'Upload Crop Dataset' button to upload dataset



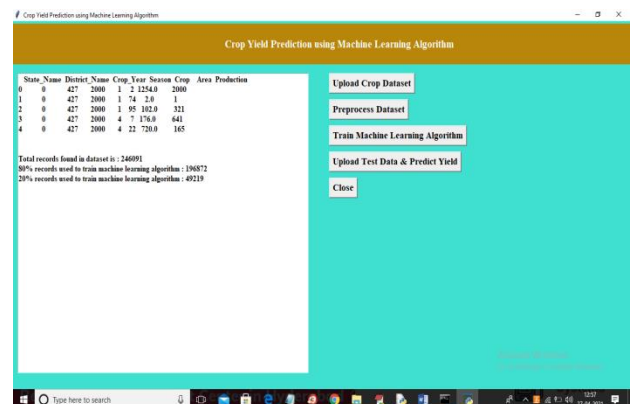
**Fig.2. Upload dataset page.**

In above screen selecting and uploading 'Data set.csv' file and then click on 'Open' button to load data set and to get below screen



**Fig.3. Reprocessing page**

In above screen data set loaded and we can see data set contains some non-numeric values and ML will not take non-numeric values so we need to pre process data set to convert non-numeric values to numeric values by assigning ID to each non-numeric value. So click on 'Pre process Data set' button to process data set

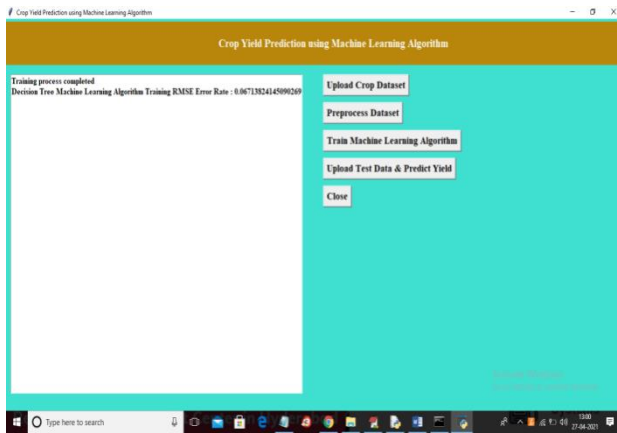


**Fig.4. Train and test data set.**

In above screen all non-numeric values converted to numeric format and in below lines we can see data set contains total 246091 records and application using (80%) 196872 records to train

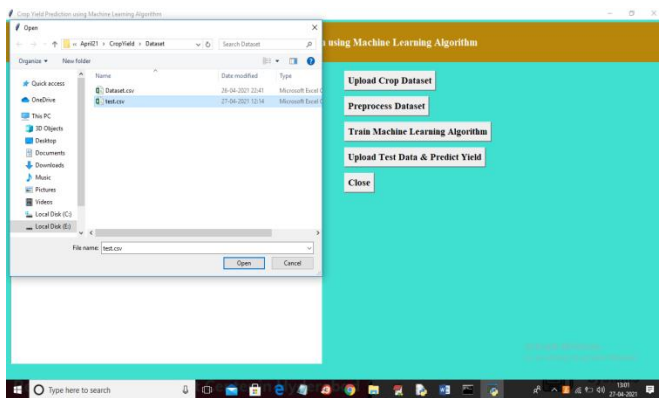


ML and using (20%) 49219 records to test ML prediction error rate (RMSE (root mean square error)). Now click on ‘Train Machine Learning Algorithm’ button to train Decision Tree Machine learning algorithm on above dataset and then calculate prediction error rate



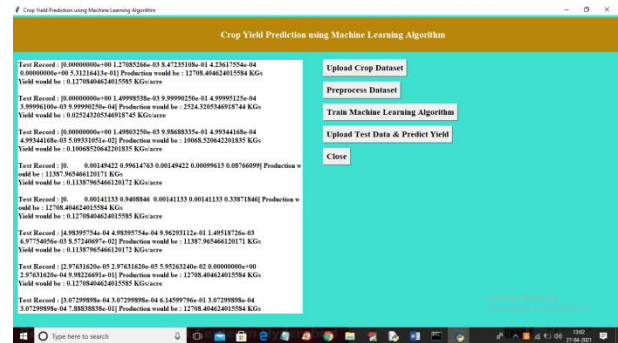
**Fig.5. Algorithm page.**

In above screen ML is trained and we got prediction error rate as 0.067% and now Decision Tree model is ready and now click on ‘Upload Test Data & Predict Yield’ button to upload test data and then application will predict production



**Fig.6. Test data set applied page.**

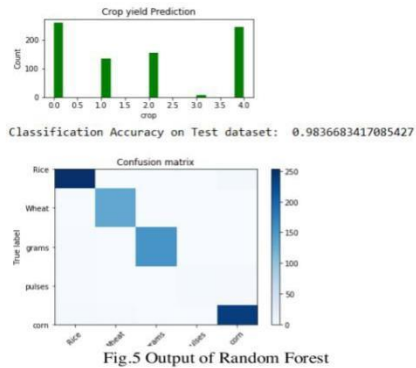
In above screen selecting and uploading ‘test.csv’ file and then click on ‘Open’ button to load test data and then application will give below prediction result



**Fig.7. Prediction page.**

In above screen each test record is separated with newline and in above screen in square bracket we can see test data values and after square bracket we can see predicted production and after that we can see predicted YIELD per acre. So each test record and its prediction are separated with newline.

## VI.RESULT AND DISCUSSION:



## VII.CONCLUSION

The paper presented the various machine learning algorithms for predicting the yield of the crop on the basis of temperature, rainfall, season and area. Experiments were conducted on Indian government data set and it has been established that Random Forest Regress or gives the highest yield prediction accuracy. Sequential model that is Simple Recurrent Neural Network performs better on rainfall prediction while LSTM is good for temperature prediction. By combining rainfall, temperature along with other parameters like season and area, yield prediction for a certain district can be made. Results reveals that Random Forest is the best classifier when all parameters are combined. This will not only help farmers in choosing the right crop to grow in the next season but also bridge the gap between technology and the agriculture sector.

## VIII.REFERANCES

1. Agriculture Role on Indian Economy Madhu sudhan L - <https://www.omicsonline.org/open-access/agriculture-role-on-indianeconomy-2151-6219-1000176.php?aid=62176>
2. Priya, P., Muthaiah, U., Balamurugan, M. International Journal of Engineering Sciences Research Technology Predicting Yield of the Crop Using Machine Learning Algorithm.
3. Mishra, S., Mishra, D., Santra, G. H. (2016). Applications of machine learning techniques in agricultural crop production: a review paper. Indian J. Sci. Technol, 9(38), 1-14.
4. Manjula, E., Djodiltachoumy, S. (2017). A Model for Prediction of Crop Yield. International Journal of Computational Intelligence and Informatics, 6(4), 2349-6363.
5. Dahikar, S. S., Rode, S. V. (2014). Agricultural crop yield prediction using artificial neural network approach. International journal of innovative research in electrical, electronics, instrumentation and control engineering, 2(1), 683-686.
6. Gonzalez Snchez, A., Frausto Sols, J., Ojeda Bustamante, W. (2014). Predictive ability of machine learning methods for massive crop yield prediction.

7. Mandic, D. P., Chambers, J. (2001). Recurrent neural networks for prediction: learning algorithms, architectures and stability. John Wiley Sons, Inc..
8. Hochreiter, S., Schmidhuber, J. (1997). Long short-term memory. Neural computation, 9(8), 1735-1780.
9. Sak, H., Senior, A., Beaufays, F. (2014). Long short-term memory recurrent neural network architectures for large scale acoustic modeling. In Fifteenth annual conference of the international speech communication association.
10. Liaw, A., Wiener, M. (2002). Classification and regression by randomForest. R news, 2(3), 18-22.
11. Aruvansh Nigam, Saksham Garg, Archit Agrawal "Crop Yield Prediction using ML Algorithms ",2019
12. Leo Brieman, "Random Forests", 2001
13. Priya, P., Muthaiah, U., Balamurugan, M."Predicting Yield of the Crop Using Machine Learning Algorithm",2015
14. Mishra, S., Mishra, D., Santra, G.H.,"Applications of machine learning techniques in agricultural crop production",2016
15. Dr.Y Jeevan Kumar,"Supervised Learning Approach for Crop Production",2020
16. Ramesh Medar,Vijay S, Shweta, "Crop Yield Prediction using Machine Learning Techniques", 2019
17. Ranjini B Guruprasad, Kumar Saurav, Sukanya Randhawa,"Machine Learning Methodologies for Paddy Yield Estimation in India: A CASE STUDY", 2019